



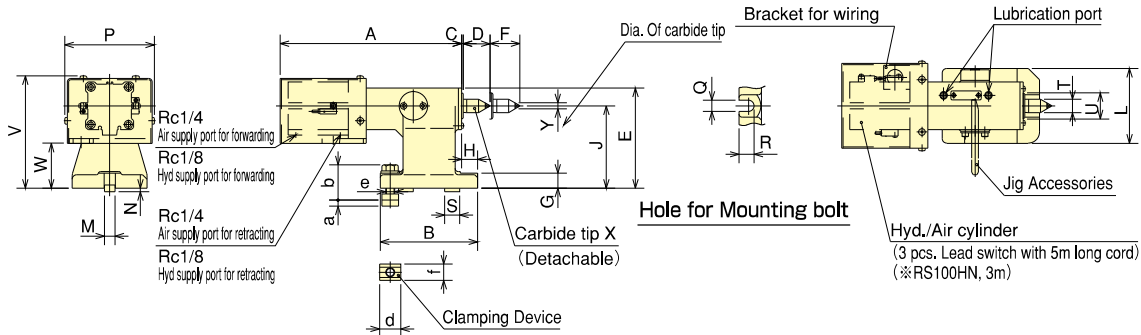
Supporting a Long Work Securely

- Stroke confirmation on cylinder
- Removable carbide centre
- Easily exchangeable quill-type centre
- Equipped with a proximity switch for position confirmation

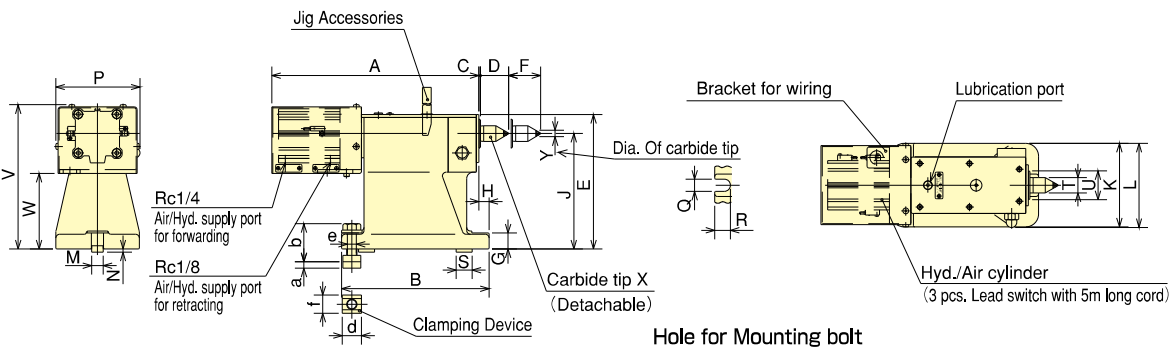


Dimensions

RS100/MR120/MR160 Dimensions



MR/TS Dimensions



Dimensions

Model	Dimensions	A	B	C	D	E	F Max.	G	H	J	K	L	M	N	P	Q	R	S	T	U	V	W	X	Y	a	b	d	e	f	Center thrust (Pneu.) (kN)	Center thrust (Hyd.) (kN)	Mass of product (kg)
RS100AN		256	130	2.0	36.0	134.0	40	20	21.5	110	—	100	14h7	5	120	15	20.0	20	φ18.0	φ35	150	60.0	MT-2	φ8	8.6	47.0	28.5	M12	22.0	0.98	—	10
MR120A(H)N		236	130	2.0	36.0	144.0	30	20	21.5	120	—	100	14h7	5	120	15	20.0	20	φ18.0	φ35	160	77.0	MT-2	φ8	8.6	47.0	28.5	M12	22.0	0.98	1.71	11
MR160A(H)N		236	140	2.0	36.0	164.0	30	25	26.5	140	—	120	18h7	5	120	19	24.5	25	φ18.0	φ35	180	57.0	MT-2	φ8	11.0	58.0	30.0	M16	28.5	0.98	1.71	12
TS160A(H)N		323	220	2.5	44.0	149.5	50	20	11.0	120	110	123	18h7	5	130	19	22.5	25	φ24.1	φ45	165	58.0	MT-3	φ10	11.0	54.5	30.0	M16	28.5	1.55	2.80	16
MR200A(H)N TS200A(H)N		323	230	2.5	44.0	169.5	50	25	16.0	140	120	126	18h7	5	130	19	24.5	25	φ24.1	φ45	185	78.0	MT-3	φ10	11.0	59.5	30.0	M16	28.5	1.55	2.80	20
MR250A(H)N TS250A(H)N		323	230	2.5	44.0	209.5	50	25	16.0	180	130	131	18h7	5	130	19	24.5	25	φ24.1	φ45	225	118.0	MT-3	φ10	11.0	59.5	30.0	M16	28.5	1.55	2.80	24
MR320A(H)N TS320A(H)N		323	230	2.5	44.0	254.5	50	25	16.0	225	150	—	18h7	5	130	19	24.5	25	φ24.1	φ45	270	160.0	MT-3	φ10	11.0	59.5	30.0	M16	28.5	1.55	2.80	28
TS400HN		458	320	3.0	52.4	305.0	70	35	17.0	255	210	—	18h7	5	165	19	28.5	25	φ31.6	φ65	323	186.0	MT-4	φ14	11.0	69.5	30.0	M16	28.5	—	5.50	71
TS500HN		458	320	3.0	52.4	360.0	70	35	17.0	310	210	—	18h7	5	165	19	28.5	25	φ31.6	φ65	378	241.0	MT-4	φ14	11.0	69.5	30.0	M16	28.5	—	5.50	84

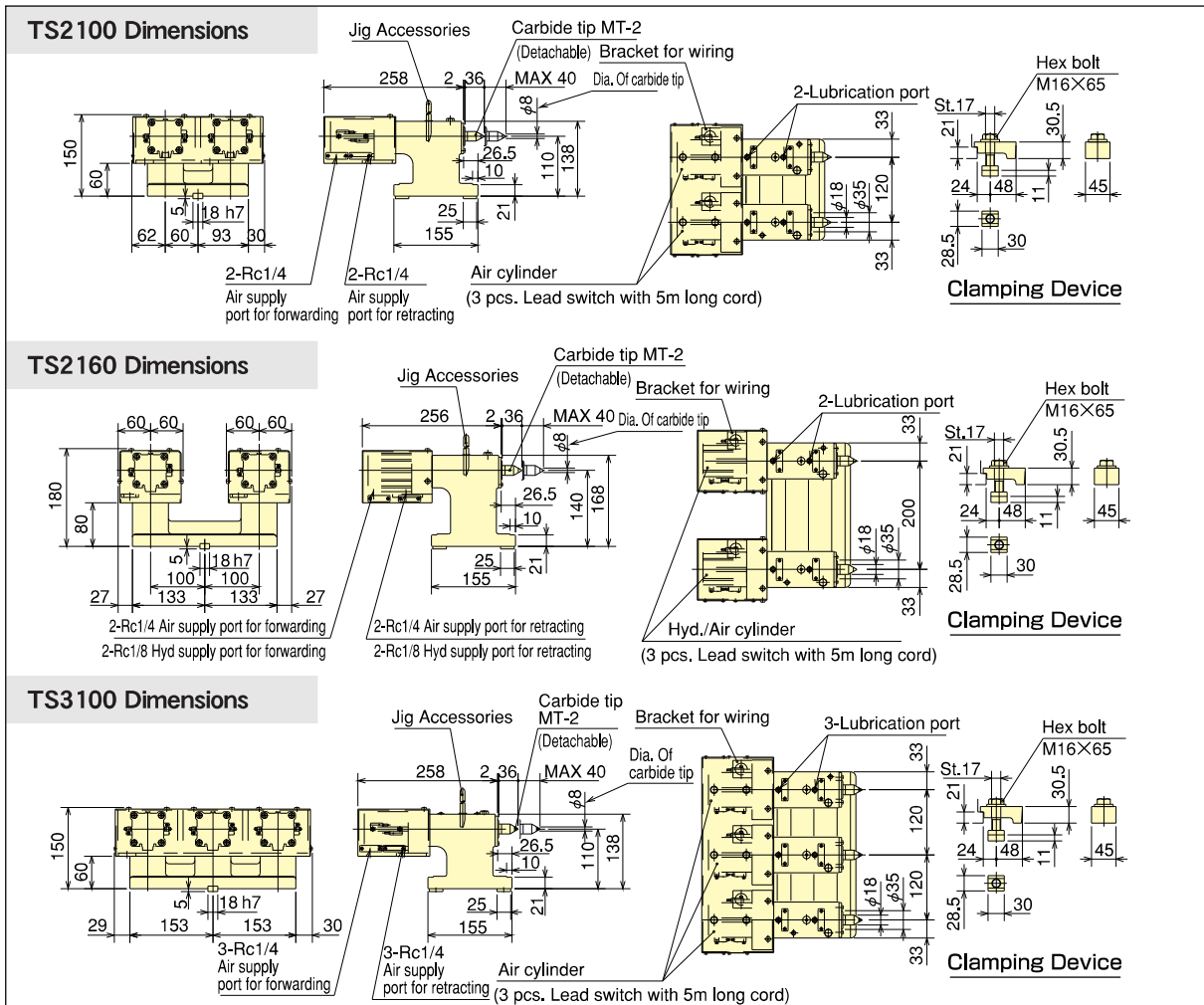
※ The centre thrust force values shown are at 0.5 MPa for pneumatic force, or 3.5 MPa for hydraulic force.



Supporting a Long Work Securely

- Stroke confirmation on cylinder
- Removable carbide centre
- Easily exchangeable quill-type centre
- Equipped with a proximity switch for position confirmation

Dimensions



Multi Spindles Dimensions

Model	Dimensions	Centre trust [Pneu.] (kN)	Centre trust [Hyd.] (kN)	Mass product (kg)
TS2100AN		0.98	-	22
TS2160A(H)N		0.98	1.71	25
TS3100A		0.98	-	32

TS