

Multi-Fixture Clamps and Stops



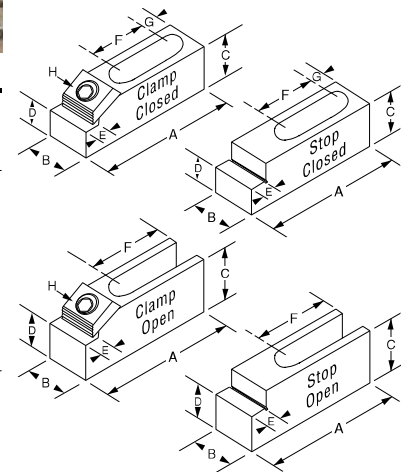
The Multi-Fixture Clamps, with a step, offer increased versatility through their unique riser clamp design. These clamps support the workpiece off the machine table for through milling and drilling.

The Multi-Fixture Clamps, without a step, grip the workpiece at a higher point for more clamping strength and better stability.

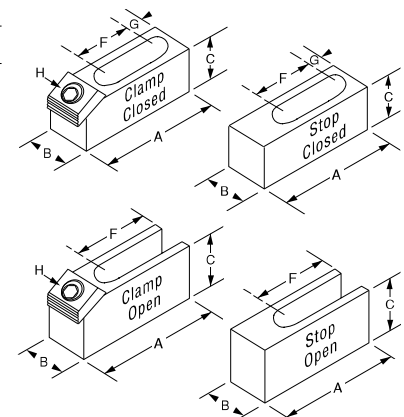
The hardened and ground clamps offer quick cam action clamping and are designed for use on work cubes and machine tables with tapped holes or T-slot configurations.

They adjust to unusually shaped parts because the cam action allows the clamping element to always make maximum contact with the workpiece for greater holding force. The tilted clamping element provides positive down force for more accurate machining.

WITH STEPS




WITHOUT STEPS



APPLICATIONS WITHOUT STEPS



APPLICATIONS WITH STEPS



Part Number	Item	A	B	C	D ^{+0.0000} -0.0005	E	F	G	Cam Screw H	Max. Torque (Ft/Lbs)	Holding Force (Lbs)	Mtg. Screw (not incl)	Replacement Square Washer
INCH													
WITH STEPS													
23140	Clamp	2.50	.75	.62	.4600	.31	.83	.53	10370	8.3	2,000	5/16	21006
23180	Stop	2.50	.75	.75	.4600	.31	1.11	.53	NA	NA	NA	5/16	Closed
23150	Clamp	3.75	1.12	.62	.4800	.37	1.68	.50	10372	65.0	4,000	1/2	21016
23200	Stop	3.75	1.12	.87	.4800	.37	1.68	.50	NA	NA	NA	1/2	Closed
53170	Clamp	4.21	1.50	1.62	1.3780	.37	1.82	NA	50373	100.0	6,000	5/8	21026
23240	Stop	4.21	1.50	2.00	1.3780	.37	1.82	NA	NA	NA	NA	5/8	Open
WITHOUT STEPS													
23145	Clamp	2.16	.75	.62	NA	NA	.83	.53	10370	8.3	2,000	5/16	21006
23148	Stop	2.20	.75	.75	NA	NA	1.11	.53	NA	NA	NA	5/16	Closed
23155	Clamp	3.37	1.12	.62	NA	NA	1.68	.50	10372	65.0	4,000	1/2	21016
23158	Stop	3.30	1.12	.87	NA	NA	1.68	.50	NA	NA	NA	1/2	Closed
53172	Clamp	3.80	1.50	1.62	NA	NA	1.82	NA	50373	100.0	6,000	5/8	21026
23178	Stop	3.30	1.50	2.00	NA	NA	1.82	NA	NA	NA	NA	5/8	Open

METRIC													
WITH STEPS													
Part Number	Item	A	B	C	D ^{+0.0000} -0.013mm	E	F	G	Cam Screw H	Max. Torque (N.m.)	Holding Force (N.)	Mtg. Screw (not incl)	Replacement Square Washer
53140	Clamp	63.5	19.1	15.8	11.68	8.0	21.1	13.5	50368	28.00	8900	M8	21006
23180	Stop	63.5	19.1	19.1	11.68	8.0	28.2	13.5	NA	28.00	8900	M8	Closed
53150	Clamp	95.3	28.5	15.8	12.19	9.4	42.7	12.7	50372	88.00	17800	M12	51016
23200	Stop	95.3	28.5	22.1	12.19	9.4	42.7	12.7	NA	88.00	17800	M12	Closed
53170	Clamp	107.0	38.1	41.2	35.00	9.4	46.2	NA	50373	135.00	26700	M16	21026
23240	Stop	107.0	38.1	50.8	35.00	9.4	46.2	NA	NA	135.00	26700	M16	Open
WITHOUT STEPS													
53145	Clamp	54.9	19.1	15.8	NA	NA	21.1	13.5	50368	28.00	8900	M8	21006
23148	Stop	55.9	19.1	19.1	NA	NA	28.2	13.5	NA	28.00	8900	M8	Closed
53155	Clamp	85.6	28.5	15.8	NA	NA	42.7	12.7	50372	88.00	17800	M12	51016
23158	Stop	83.5	28.5	22.1	NA	NA	42.7	12.7	NA	88.00	17800	M12	Closed
53172	Clamp	96.5	38.1	41.2	NA	NA	46.2	NA	50373	135.00	26700	M16	21026
23178	Stop	83.8	38.1	50.8	NA	NA	46.2	NA	NA	135.00	26700	M16	Open