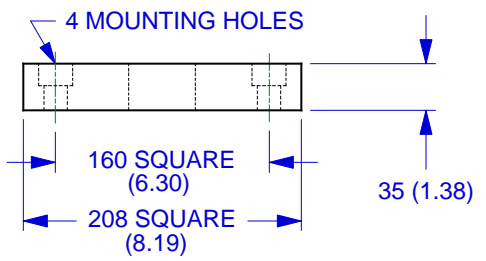
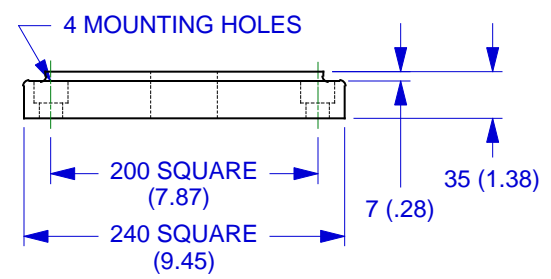


STANDARD BASEPLATES
(NOT INCLUDED WITH MULTI-LOK)

FOR 80mm X 80mm HOLE PATTERN
 MBP15-08M12 HAS HOLES FOR M12 MOUNTING SCREWS
 MBP15-08M16 HAS HOLES FOR M16 MOUNTING SCREWS



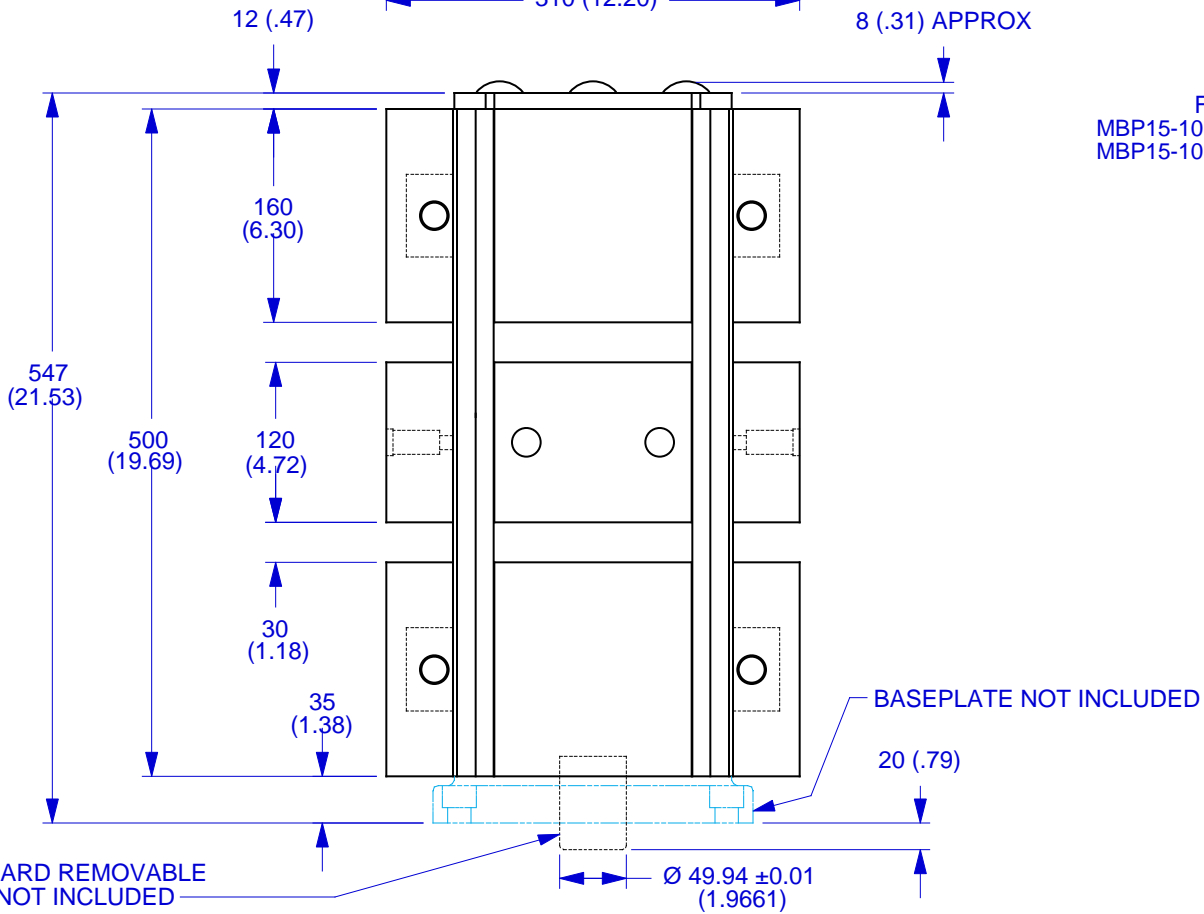
FOR 100mm X 100mm HOLE PATTERN
 MBP15-10M12 HAS HOLES FOR M12 MOUNTING SCREWS
 MBP15-10M16 HAS HOLES FOR M16 MOUNTING SCREWS



SEE DRAWING 035-1505 FOR COMPLETE JAW DIMENSIONS.

SEE DRAWING 035-1605 FOR CLAMPING CAPACITIES.

DIMENSIONS ARE IN mm AND (INCHES)



CHICK 500 Keystone Drive
 Warrendale, PA USA
 (800) 33-CHICK • (724) 772-1644
 www.chick-workholding.com

MULTI-LOK MML1550 DIMENSIONS			
JKR	1 OF 1	037-1005	B
17JAN95			